


MEDINA MS CC FESTIVALMedina, OH
Ella Canavan ElementaryHost: Medina High School
October 6, 2015**MEET OFFICIALS****Meet Director:**
Milt Place
Meet Referee:
Bob Smalling
Timing:
Delta Timing Group**Race #1**
Girls Varsity 2 Mile**FINAL RESULTS****TEAM SCORING SUMMARY**

Final Standings	Score	Scoring Order	Total	Avg.	Finish Order	Spread	
1	CLAGGETT	65	2-9-12-19-23(29)(30)	1:05:03	13:01	2-9-12-19-23-29-30	1:40.0
2	HIGHLAND	68	1-7-16-17-27(36)(52)	1:05:08	13:02	1-7-16-17-27-36-52	1:56.9
3	STRONGSVILLE	78	3-6-14-15-40(50)(56)	1:06:08	13:14	3-6-14-15-40-50-56	1:43.4
4	BRUNS. SOUTH	128	4-13-32-35-44(49)(57)	1:08:23	13:41	4-13-32-35-44-49-57	1:56.6
5	A.I. ROOT	135	11-18-26-38-42(45)(77)	1:09:02	13:49	11-18-26-38-42-45-77	1:23.9
6	BRECKSVILLE	190	28-34-39-41-48(65)(82)	1:11:10	14:14	28-34-39-41-48-65-82	0:49.9
7	OLMSTED FALLS	214	21-22-31-60-80(93)(104)	1:11:32	14:19	21-22-31-60-80-93-105	2:07.0
8	LUTH. WEST	215	8-24-46-54-83	1:11:34	14:19	8-24-46-54-83	2:55.5
9	NEW PHILADELPH	241	5-37-43-62-94	1:12:41	14:33	5-37-43-62-94	3:40.1
10	ASHLAND	266	25-47-59-61-74(76)(96)	1:13:54	14:47	25-47-59-61-74-76-97	1:43.7
11	CLOVERLEAF	315	20-55-58-63-119(120)	1:17:10	15:26	20-55-58-63-121-122	5:13.0
12	BRUNS. WILLET	351	10-70-79-95-97(118)	1:16:33	15:19	10-70-79-96-98-120	3:28.7
13	BUCKEYE	369	53-64-81-85-86(92)(101)	1:17:14	15:27	53-64-81-85-86-92-102	1:02.9
14	LAKEWOOD	375	66-72-75-78-84(88)(100)	1:17:25	15:29	66-72-75-78-84-88-101	0:30.8
15	ELYRIA NORTHWO	391	51-67-71-89-113(125)	1:19:30	15:54	51-67-71-89-115-128	3:26.6
16	MAPLETON	436	33-73-105-111-114	1:22:52	16:35	33-73-106-112-116	4:14.0
17	GREENBRIAR	473	69-91-99-102-112(115)(121)	1:22:45	16:33	69-91-100-103-113-117-123	2:46.5
18	WESTWOOD	517	68-103-106-116-124(126)(127)	1:27:26	17:30	68-104-107-118-126-129-130	4:19.4
19	PARMA SHILOH	524	87-90-109-110-128	1:28:55	17:47	87-90-110-111-131	5:33.1
20	NORMANDY	552	98-107-108-117-122(123)	1:29:31	17:55	99-108-109-119-124-125	2:40.7

INDIVIDUAL RESULTS

Athlete	Year	#	Team (Team Place)	Score	Time	Gap	Avg. Mile	Avg. kM	
1	MADELYNN MADISON	7	5771	HIGHLAND (1)	1	11:53.2	--	5:56.6	3:41.5
2	JULIETTE KELLER	8	5711	CLAGGETT (1)	2	11:57.8	0:04.6	5:58.9	3:42.9
3	MARQUIS GLOBOKAR	7	5845	STRONGSVILLE (1)	3	12:35.9	0:42.7	6:17.9	3:54.7
4	EMILY BARDWELL	8	5667	BRUNS. SOUTH (1)	4	12:36.8	0:43.6	6:18.4	3:55.0
5	REBEKAH STONEMAN	7	5811	NEW PHILADELPHIA (1)	5	12:37.4	0:44.2	6:18.7	3:55.2
6	VICTORIA VASQUEZ	8	5857	STRONGSVILLE (2)	6	12:44.9	0:51.7	6:22.4	3:57.5
7	ELISSA SCHEEL	7	5779	HIGHLAND (2)	7	12:46.4	0:53.2	6:23.2	3:58.0
8	KRISTIN GROPE	8	5797	LUTH. WEST (1)	8	12:47.6	0:54.4	6:23.8	3:58.4
9	OLIVIA ROBERTS	8	5721	CLAGGETT (2)	9	12:54.1	1:00.9	6:27.1	4:00.4
10	JORDYN WICKES	7	5688	BRUNS. WILLETT (1)	10	12:56.5	1:03.3	6:28.2	4:01.1
11	JESSICA CAMPBELL	8	5602	A.I. ROOT (1)	11	13:04.4	1:11.2	6:32.2	4:03.6
12	SARAH MCKEE	7	5715	CLAGGETT (3)	12	13:08.6	1:15.4	6:34.3	4:04.9
13	RAYNA NEMCEK	7	5673	BRUNS. SOUTH (2)	13	13:12.2	1:19.0	6:36.1	4:06.0
14	ALEXA WALLACE	7	5858	STRONGSVILLE (3)	14	13:13.4	1:20.2	6:36.7	4:06.4
15	MEGAN VAPNIK	8	5856	STRONGSVILLE (4)	15	13:13.9	1:20.7	6:36.9	4:06.5
16	EMMA COX	7	5764	HIGHLAND (3)	16	13:16.8	1:23.6	6:38.4	4:07.4
17	SIERRA HOWMAN	8	5768	HIGHLAND (4)	17	13:21.6	1:28.4	6:40.8	4:08.9
18	ELLIE HEINE	7	5607	A.I. ROOT (2)	18	13:22.2	1:29.0	6:41.1	4:09.1
19	LUCY O'CULL	7	5718	CLAGGETT (4)	19	13:24.7	1:31.5	6:42.3	4:09.9
20	MARIA PORRAS	7	5737	CLOVERLEAF (1)	20	13:28.0	1:34.8	6:44.0	4:10.9

MEDINA MS CC FESTIVALMedina, OH
Ella Canavan ElementaryHost: Medina High School
October 6, 2015**MEET OFFICIALS****Meet Director:**
Milt Place
Meet Referee:
Bob Smalling
Timing:
Delta Timing Group**OFFICIAL MEET REPORT**
printed: 10/6/2015 6:59 PM**Race #1**
Girls Varsity 2 Mile**FINAL RESULTS****INDIVIDUAL RESULTS (continued)**


Athlete	Year	#	Team (Team Place)	Score	Time	Gap	Avg. Mile	Avg. KM
21 MADISON SOBIESKI	8	5822	OLMSTED FALLS (1)	21	13:29.0	1:35.8	6:44.5	4:11.2
22 MIKAYLA ELLIS	7	5815	OLMSTED FALLS (2)	22	13:33.2	1:40.0	6:46.6	4:12.5
23 ALYSEN DWYER	7	5709	CLAGGETT (5)	23	13:37.8	1:44.6	6:48.9	4:14.0
24 ALLY HERMAN	8	5799	LUTH. WEST (2)	24	13:39.6	1:46.4	6:49.8	4:14.5
25 VERONICA BARRIOS	8	5620	ASHLAND (1)	25	13:45.5	1:52.3	6:52.7	4:16.4
26 EMMA STOBBS	7	5617	A.I. ROOT (3)	26	13:48.5	1:55.3	6:54.2	4:17.3
27 SUMMER HOWMAN	8	5769	HIGHLAND (5)	27	13:50.0	1:56.8	6:55.0	4:17.7
28 MADISON DOBSON	8	5653	BRECKSVILLE (1)	28	13:51.1	1:57.9	6:55.5	4:18.1
29 JILLIAN RYKS	8	5723	CLAGGETT (6)	(29)	13:51.2	1:58.0	6:55.6	4:18.1
30 KATE STUMP	7	5725	CLAGGETT (7)	(30)	13:51.7	1:58.5	6:55.9	4:18.3
31 HANNAH KHO	8	5817	OLMSTED FALLS (3)	31	13:51.9	1:58.7	6:55.9	4:18.3
32 HANNAH CRADDOCK	7	5668	BRUNS. SOUTH (3)	32	13:54.6	2:01.4	6:57.3	4:19.2
33 BREE GREGORY	8	5802	MAPLETON (1)	33	13:57.8	2:04.6	6:58.9	4:20.2
34 CLAIRE KENNEY	8	5658	BRECKSVILLE (2)	34	13:59.0	2:05.8	6:59.5	4:20.5
35 MADILYN GAYDOS	8	5671	BRUNS. SOUTH (4)	35	14:05.3	2:12.1	7:02.6	4:22.5
36 MAGGIE PETERSEN	7	5775	HIGHLAND (6)	(36)	14:08.5	2:15.3	7:04.2	4:23.5
37 AUDREY STANLEY	7	5810	NEW PHILADELPHIA (2)	37	14:09.4	2:16.2	7:04.7	4:23.8
38 REAGAN KOLE	7	5610	A.I. ROOT (4)	38	14:18.1	2:24.9	7:09.0	4:26.5
39 MIKAYLA SALINDO	8	5663	BRECKSVILLE (3)	39	14:18.9	2:25.7	7:09.4	4:26.7
40 JULIA SPICER	7	5855	STRONGSVILLE (5)	40	14:19.2	2:26.0	7:09.6	4:26.8
41 AVA CARR	8	5651	BRECKSVILLE (4)	41	14:19.8	2:26.6	7:09.9	4:27.0
42 MADDIE KERR	7	5609	A.I. ROOT (5)	42	14:28.2	2:35.0	7:14.1	4:29.6
43 ANGIE WALLICK	8	5812	NEW PHILADELPHIA (3)	43	14:32.3	2:39.1	7:16.1	4:30.9
44 KATELYN SKOCIC	8	5676	BRUNS. SOUTH (5)	44	14:33.4	2:40.2	7:16.7	4:31.2
45 VICTORIA SCHUSTER	8	5615	A.I. ROOT (6)	(45)	14:35.2	2:42.0	7:17.6	4:31.8
46 PARIS MATHER	8	5800	LUTH. WEST (3)	46	14:35.3	2:42.1	7:17.6	4:31.8
47 LYDIA KERSHNER	8	5628	ASHLAND (2)	47	14:36.2	2:43.0	7:18.1	4:32.1
48 SARA LOUTTIT	8	5659	BRECKSVILLE (5)	48	14:41.0	2:47.8	7:20.5	4:33.6
49 JADE POORE	8	5675	BRUNS. SOUTH (6)	(49)	14:43.9	2:50.7	7:21.9	4:34.5
50 JORDAN MINGUS	7	5848	STRONGSVILLE (6)	(50)	14:44.3	2:51.1	7:22.1	4:34.6
51 MADISON OLSZEWSKI	8	5748	ELYRIA NORTHWOOD	51	14:44.7	2:51.5	7:22.3	4:34.7
52 KYLIE BAKER	7	5761	HIGHLAND (7)	(52)	14:47.1	2:53.9	7:23.5	4:35.5
53 ASHLYNN KELLY	7	5699	BUCKEYE (1)	53	14:47.4	2:54.2	7:23.7	4:35.6
54 MADISON GROPPE	7	5798	LUTH. WEST (4)	54	14:48.0	2:54.8	7:24.0	4:35.8
55 BRENNIA HOLLIDAY	7	5736	CLOVERLEAF (2)	55	14:49.8	2:56.6	7:24.9	4:36.3
56 RACHAEL CASTLE	7	5844	STRONGSVILLE (7)	(56)	14:55.6	3:02.4	7:27.8	4:38.1
57 DELLA LAYNER	7	5672	BRUNS. SOUTH (7)	(57)	14:57.3	3:04.1	7:28.6	4:38.6
58 CALEIGH STEFANKO	8	5741	CLOVERLEAF (3)	58	14:59.2	3:06.0	7:29.6	4:39.3
59 MARY PAYNE	8	5636	ASHLAND (3)	59	15:00.2	3:07.0	7:30.1	4:39.6
60 CLAIRE WEBER	8	5826	OLMSTED FALLS (4)	60	15:02.1	3:08.9	7:31.1	4:40.2
61 EMILY LEMON	7	5629	ASHLAND (4)	61	15:02.3	3:09.1	7:31.1	4:40.2
62 EMMA HARR	8	5808	NEW PHILADELPHIA (4)	62	15:04.6	3:11.4	7:32.3	4:40.9
63 SOPHIA SPENCER	7	5740	CLOVERLEAF (4)	63	15:11.7	3:18.5	7:35.8	4:43.1
64 MADISON DOUGLAS	7	5695	BUCKEYE (2)	64	15:12.0	3:18.8	7:36.0	4:43.2
65 KAYLEE SMITH	7	5665	BRECKSVILLE (6)	(65)	15:12.6	3:19.4	7:36.3	4:43.4
66 ELLIE COOPER	8	5783	LAKEWOOD (1)	66	15:12.8	3:19.6	7:36.4	4:43.5

MEDINA MS CC FESTIVALMedina, OH
Ella Canavan ElementaryHost: Medina High School
October 6, 2015**MEET OFFICIALS****Meet Director:**
Milt Place
Meet Referee:
Bob Smalling
Timing:
Delta Timing Group**OFFICIAL MEET REPORT**
printed: 10/6/2015 6:59 PM**Race #1**
Girls Varsity 2 Mile**FINAL RESULTS****INDIVIDUAL RESULTS (continued)**

Athlete	Year	#	Team (Team Place)	Score	Time	Gap	Avg. Mile	Avg. KM
67 NATASHA KNOWLTON	7	5745	ELYRIA NORTHWOOD	67	15:14.9	3:21.7	7:37.4	4:44.1
68 JESSICA CHAPMAN	7	5863	WESTWOOD (1)	68	15:15.4	3:22.2	7:37.7	4:44.3
69 NATALIE COLE	8	5752	GREENBRIAR (1)	69	15:15.6	3:22.4	7:37.8	4:44.3
70 JULIA SPONSELLER	7	5685	BRUNS. WILLETTS (2)	70	15:17.7	3:24.5	7:38.8	4:45.0
71 ISABELLA TORRES	7	5750	ELYRIA NORTHWOOD	71	15:18.7	3:25.5	7:39.3	4:45.3
72 EMILY MCINTIRE	8	5794	LAKESWOOD (2)	72	15:25.1	3:31.9	7:42.5	4:47.3
73 CAITLLIN PAKISH	8	5803	MAPLETON (2)	73	15:25.9	3:32.7	7:42.9	4:47.5
74 TASNEEM MOHAMMED	8	5632	ASHLAND (5)	74	15:29.2	3:36.0	7:44.6	4:48.5
75 ERIN MCHUGH	7	5793	LAKESWOOD (3)	75	15:30.4	3:37.2	7:45.2	4:48.9
76 CARSON MORGASON	8	5634	ASHLAND (6)	(76)	15:31.9	3:38.7	7:45.9	4:49.4
77 SYDNEY ROWLEY	7	5614	A.I. ROOT (7)	(77)	15:32.3	3:39.1	7:46.1	4:49.5
78 EMMA HIRSCH	8	5790	LAKESWOOD (4)	78	15:32.6	3:39.4	7:46.3	4:49.6
79 GRACE STUPKA	8	5687	BRUNS. WILLETTS (3)	79	15:33.5	3:40.3	7:46.7	4:49.9
80 BAILEY MARKS	8	5818	OLMSTED FALLS (5)	80	15:35.9	3:42.7	7:48.0	4:50.7
81 FAITH KRAKOWSKI	8	5700	BUCKEYE (3)	81	15:39.2	3:46.0	7:49.6	4:51.7
82 LINDSAY GORDON	7	5655	BRECKSVILLE (7)	(82)	15:40.0	3:46.8	7:50.0	4:51.9
83 TAYLOR WARNER	8	5801	LUTH. WEST (5)	83	15:43.0	3:49.8	7:51.5	4:52.9
84 MARIANA STOCKMAN	8	5795	LAKESWOOD (5)	84	15:43.6	3:50.4	7:51.8	4:53.0
85 ADELENA BOGDAN	7	5691	BUCKEYE (4)	85	15:45.1	3:51.9	7:52.5	4:53.5
86 DAKOTA BURRELL	8	5692	BUCKEYE (5)	86	15:50.3	3:57.1	7:55.1	4:55.1
87 MARY THOMAS	7	5832	PARMA SHILOH (1)	87	15:52.3	3:59.1	7:56.1	4:55.7
88 ISABELLA DOMBROWSKI	8	5785	LAKESWOOD (6)	(88)	15:53.4	4:00.2	7:56.7	4:56.1
89 ELEYNA RUDOLPH	8	5749	ELYRIA NORTHWOOD	89	16:00.4	4:07.2	8:00.2	4:58.2
90 KATLYNN WALD	7	5833	PARMA SHILOH (2)	90	16:02.6	4:09.4	8:01.3	4:58.9
91 DONNA LANDIS	7	5755	GREENBRIAR (2)	91	16:05.4	4:12.2	8:02.7	4:59.8
92 JULIA FIKE	7	5697	BUCKEYE (6)	(92)	16:09.9	4:16.7	8:04.9	5:01.2
93 DANIELLE ANDREWS	7	5814	OLMSTED FALLS (6)	(93)	16:13.6	4:20.4	8:06.8	5:02.3
94 EMILEE CARDANI	7	5807	NEW PHILADELPHIA (5)	94	16:17.4	4:24.2	8:08.7	5:03.5
95 JILLIAN IANNETTA	7	5860	VALLEY CHRISTIAN	-	16:17.6	4:24.4	8:08.8	5:03.6
96 KELSIE GAISER	8	5681	BRUNS. WILLETTS (4)	95	16:19.5	4:26.3	8:09.8	5:04.2
97 MIKEY SHERWOOD	7	5641	ASHLAND (7)	(96)	16:24.5	4:31.3	8:12.2	5:05.7
98 HANNAH STRANGE	7	5686	BRUNS. WILLETTS (5)	97	16:25.1	4:31.9	8:12.5	5:05.9
99 BRI CANCELLIERE	7	5871	NORMANDY (1)	98	16:34.4	4:41.2	8:17.2	5:08.8
100 SHANNON BENNETT	7	5751	GREENBRIAR (3)	99	16:36.2	4:43.0	8:18.1	5:09.4
101 ELLA CHANTER	8	5782	LAKESWOOD (7)	(100)	16:42.7	4:49.5	8:21.3	5:11.4
102 GILLIAN SZUCS	8	5704	BUCKEYE (7)	(101)	16:43.4	4:50.2	8:21.7	5:11.6
103 ELISE VALLEE	8	5758	GREENBRIAR (4)	102	16:45.1	4:51.9	8:22.5	5:12.1
104 DULCE CINTRON	8	5864	WESTWOOD (2)	103	16:51.0	4:57.8	8:25.5	5:14.0
105 ANYA ZURAWSKI	8	5827	OLMSTED FALLS (7)	(104)	17:02.1	5:08.9	8:31.1	5:17.4
106 SADIE WATTS	7	5806	MAPLETON (3)	105	17:16.8	5:23.6	8:38.4	5:22.0
107 TAYLOR MEHL	7	5865	WESTWOOD (3)	106	17:27.5	5:34.3	8:43.7	5:25.3
108 ALLISON OWENS	7	5876	NORMANDY (2)	107	17:30.6	5:37.4	8:45.3	5:26.2
109 ALEXIS NAGEOTTE	7	5875	NORMANDY (3)	108	17:32.2	5:39.0	8:46.1	5:26.8
110 ALISHA DEGUZMAN	8	5830	PARMA SHILOH (3)	109	17:42.2	5:49.0	8:51.1	5:29.9
111 EVELYN WEGLING	7	5834	PARMA SHILOH (4)	110	17:51.9	5:58.7	8:55.9	5:32.9
112 EMILY WATTS	7	5805	MAPLETON (4)	111	18:00.1	6:06.9	9:00.0	5:35.4

MEDINA MS CC FESTIVALMedina, OH
Ella Canavan ElementaryHost: Medina High School
October 6, 2015**MEET OFFICIALS****Meet Director:**
Milt Place
Meet Referee:
Bob Smalling
Timing:
Delta Timing Group**OFFICIAL MEET REPORT**
printed: 10/6/2015 6:59 PM**Race #1**
Girls Varsity 2 Mile**FINAL RESULTS****INDIVIDUAL RESULTS (continued)**

Athlete	Year	#	Team (Team Place)	Score	Time	Gap	Avg. Mile	Avg. KM
113 OLIVIA SYLVERTOOTH	7	5757	GREENBRIAR (5)	112	18:02.1	6:08.9	9:01.0	5:36.0
114 EVELYN BUSHEY		5862	VALLEY CHRISTIAN	-	18:07.6	6:14.4	9:03.8	5:37.8
115 NADIA MACK	8	5747	ELYRIA NORTHWOOD	113	18:11.2	6:18.0	9:05.6	5:38.9
116 JENNA REDDIX	8	5804	MAPLETON (5)	114	18:11.7	6:18.5	9:05.8	5:39.0
117 ARIANA WARREN	8	5759	GREENBRIAR (6)	(115)	18:14.5	6:21.3	9:07.2	5:39.9
118 CHARLOTTE ULISSES	7	5868	WESTWOOD (4)	116	18:17.3	6:24.1	9:08.6	5:40.8
119 MADDEE SMITH	7	5878	NORMANDY (4)	117	18:38.1	6:44.9	9:19.0	5:47.2
120 KAITLYN FISHER	7	5680	BRUNS. WILLETTS (6)	(118)	18:40.8	6:47.6	9:20.4	5:48.1
121 DESTINY SAWYER	7	5738	CLOVERLEAF (5)	119	18:41.0	6:47.8	9:20.5	5:48.1
122 JULIE WISEMAN	7	5742	CLOVERLEAF (6)	(120)	18:53.3	7:00.1	9:26.6	5:51.9
123 EMILY SHELTON	7	5756	GREENBRIAR (7)	(121)	19:01.8	7:08.6	9:30.9	5:54.6
124 EMILY GAO	7	5872	NORMANDY (5)	122	19:15.1	7:21.9	9:37.5	5:58.7
125 MEHREAL ROMAN	7	5877	NORMANDY (6)	(123)	19:27.3	7:34.1	9:43.6	6:02.5
126 TAYLOR CASEY POWERS	7	5867	WESTWOOD (5)	124	19:34.7	7:41.5	9:47.3	6:04.8
127 ALLISON BUSHEY		5861	VALLEY CHRISTIAN	-	19:34.8	7:41.6	9:47.4	6:04.8
128 GLORIA LEE	8	5746	ELYRIA NORTHWOOD	(125)	19:38.2	7:45.0	9:49.1	6:05.9
129 ASHLEY MORAN	7	5866	WESTWOOD (6)	(126)	19:41.3	7:48.1	9:50.6	6:06.8
130 KENNEDY SHAWVER	7	5869	WESTWOOD (7)	(127)	20:23.8	8:30.6	10:11.9	6:20.0
131 AUTUMN AHLERS	7	5829	PARMA SHILOH (5)	128	21:25.4	9:32.2	10:42.7	6:39.2

MEDINA MS CC FESTIVALMedina, OH
Ella Canavan ElementaryHost: Medina High School
October 6, 2015**MEET OFFICIALS****Meet Director:**
Milt Place
Meet Referee:
Bob Smalling
Timing:
Delta Timing Group**Race #2**
Boys Varsity 2 Mile**FINAL RESULTS****TEAM SCORING SUMMARY**

Final Standings	Score	Scoring Order	Total	Avg.	Finish Order	Spread
1 BRECKSVILLE	54	1-2-10-20-21(39)(48)	58:53	11:47	1-2-10-20-21-39-48	1:02.1
2 ASHLAND	80	4-5-9-29-33(36)(62)	59:56	12:00	4-5-9-29-33-36-62	1:09.8
3 STRONGSVILLE	85	7-8-18-25-27(31)(34)	1:00:25	12:05	7-8-18-25-27-31-34	0:48.5
4 CLAGGETT	163	6-13-41-49-54(55)(70)	1:02:25	12:29	6-13-41-49-54-55-70	1:27.2
5 CLOVERLEAF	172	11-14-43-44-60(63)(95)	1:02:45	12:33	11-14-43-44-60-63-95	1:24.9
6 HIGHLAND	179	17-23-37-45-57(69)(82)	1:03:18	12:40	17-23-37-45-57-69-82	1:02.6
7 NEW PHILADELPH	181	16-22-30-35-78(109)(127)	1:03:21	12:41	16-22-30-35-78-109-127	1:36.7
8 A.I. ROOT	198	28-32-42-46-50(58)(75)	1:03:51	12:47	28-32-42-46-50-58-75	0:32.3
9 OLMSTED FALLS	246	24-26-64-65-67(81)(91)	1:05:12	13:03	24-26-64-65-67-81-91	1:07.8
10 BRUNS. SOUTH	301	3-53-66-72-107(117)(125)	1:06:32	13:19	3-53-66-72-107-117-125	3:40.6
11 ELYRIA NORTHWO	307	12-51-59-92-93(100)	1:06:12	13:15	12-51-59-92-93-100	2:07.4
12 LAKEWOOD	309	38-56-61-74-80(90)(98)	1:06:31	13:19	38-56-61-74-80-90-98	0:57.4
13 BUCKEYE	351	47-52-68-88-96(99)(114)	1:07:41	13:33	47-52-68-88-96-99-114	1:14.6
14 PARMA SHILOH	395	19-85-87-94-110(115)(118)	1:09:20	13:52	19-85-87-94-110-115-118	3:02.1
15 VALLEY CHRISTI	416	15-83-86-103-129(130)	1:12:15	14:27	15-83-86-103-129-130	5:48.0
16 GREENBRIAR	431	40-73-97-105-116(121)(124)	1:11:17	14:16	40-73-97-105-116-121-124	2:58.6
17 MAPLETON	478	76-77-89-113-123	1:13:35	14:43	76-77-89-113-123	3:10.1
18 ST. EDWARD MS	481	79-84-101-106-111	1:12:17	14:28	79-84-101-106-111	1:38.6
19 BRUNS. WILLETT	536	71-108-112-119-126	1:17:26	15:30	71-108-112-119-126	3:37.7
20 NORMANDY	576	102-104-120-122-128	1:20:32	16:07	102-104-120-122-128	3:04.7

INDIVIDUAL RESULTS

Athlete	Year	#	Team (Team Place)	Score	Time	Gap	Avg. Mile	Avg. kM
1 ADAM JONES	8	5369	BRECKSVILLE (1)	1	11:14.0	--	5:37.0	3:29.3
2 JUSTIN ILER	8	5367	BRECKSVILLE (2)	2	11:17.4	0:03.4	5:38.7	3:30.4
3 JORDAN KNAPP	8	5385	BRUNS. SOUTH (1)	3	11:20.1	0:06.1	5:40.0	3:31.2
4 MASON SMITH	8	5353	ASHLAND (1)	4	11:28.7	0:14.7	5:44.3	3:33.9
5 LUKE BLACKLEY	8	5339	ASHLAND (2)	5	11:30.2	0:16.2	5:45.1	3:34.3
6 MATT MONE	7	5411	CLAGGETT (1)	6	11:38.9	0:24.9	5:49.4	3:37.0
7 TYLER HOUSUM	7	5561	STRONGSVILLE (1)	7	11:39.6	0:25.6	5:49.8	3:37.2
8 GUS MILLER	7	5567	STRONGSVILLE (2)	8	11:43.0	0:29.0	5:51.5	3:38.3
9 DYLAN HICKEY	7	5344	ASHLAND (3)	9	11:46.3	0:32.3	5:53.1	3:39.3
10 JOHN MCSWEENEY	8	5374	BRECKSVILLE (3)	10	11:49.7	0:35.7	5:54.9	3:40.4
11 MAX GUCKER	8	5432	CLOVERLEAF (1)	11	11:50.0	0:36.0	5:55.0	3:40.5
12 MICK BURNETT	8	5448	ELYRIA NORTHWOOD	12	11:53.6	0:39.6	5:56.8	3:41.6
13 HARRY CUSTER	8	5409	CLAGGETT (2)	13	11:55.5	0:41.5	5:57.7	3:42.2
14 BRYCEN HOLLIDAY	8	5435	CLOVERLEAF (2)	14	11:59.3	0:45.3	5:59.6	3:43.4
15 JACKSON IANNETTA	8	5580	VALLEY CHRISTIAN (1)	15	12:02.6	0:48.6	6:01.3	3:44.4
16 LUKE ERNEST	8	5504	NEW PHILADELPHIA (1)	16	12:04.6	0:50.6	6:02.3	3:45.0
17 TRENT THOMAS	8	5478	HIGHLAND (1)	17	12:07.6	0:53.6	6:03.8	3:46.0
18 DAVID WYLER	7	5575	STRONGSVILLE (3)	18	12:08.6	0:54.6	6:04.3	3:46.3
19 MATTHEW HIGGINBOTHAM	8	5537	PARMA SHILOH (1)	19	12:15.0	1:01.0	6:07.5	3:48.2
20 NATHAN HUDACEK	8	5365	BRECKSVILLE (4)	20	12:15.5	1:01.5	6:07.8	3:48.4

MEDINA MS CC FESTIVALMedina, OH
Ella Canavan ElementaryHost: Medina High School
October 6, 2015**MEET OFFICIALS****Meet Director:**
Milt Place
Meet Referee:
Bob Smalling
Timing:
Delta Timing Group**OFFICIAL MEET REPORT**
printed: 10/6/2015 6:59 PM**Race #2**
Boys Varsity 2 Mile**FINAL RESULTS****INDIVIDUAL RESULTS (continued)**

Athlete	Year	#	Team (Team Place)	Score	Time	Gap	Avg. Mile	Avg. KM
21 JOSH BOHURJAK	8	5361	BRECKSVILLE (5)	21	12:16.0	1:02.0	6:08.0	3:48.6
22 JOEY MUSHRUSH	8	5507	NEW PHILADELPHIA (2)	22	12:22.7	1:08.7	6:11.3	3:50.6
23 GARRET WRIGHT	8	5483	HIGHLAND (2)	23	12:23.4	1:09.4	6:11.7	3:50.9
24 CONNOR KRUCEK	8	5521	OLMSTED FALLS (1)	24	12:24.0	1:10.0	6:12.0	3:51.0
25 MATT WILLIAMS	8	5574	STRONGSVILLE (4)	25	12:25.3	1:11.3	6:12.7	3:51.5
26 CAINAN COMERFORD	7	5516	OLMSTED FALLS (2)	26	12:26.5	1:12.5	6:13.2	3:51.8
27 NATHAN DUBSKY	7	5559	STRONGSVILLE (5)	27	12:28.0	1:14.0	6:14.0	3:52.3
28 ANTHONY SANTIVASCI	8	5336	A.I. ROOT (1)	28	12:28.8	1:14.8	6:14.4	3:52.5
29 JOSHUA HAWLEY	7	5343	ASHLAND (4)	29	12:31.8	1:17.8	6:15.9	3:53.5
30 CHASE POLLOCK	8	5509	NEW PHILADELPHIA (3)	30	12:31.9	1:17.9	6:16.0	3:53.5
31 JACOB KUPETZ	7	5562	STRONGSVILLE (6)	(31)	12:34.5	1:20.5	6:17.2	3:54.3
32 THOMAS MARTIN	8	5328	A.I. ROOT (2)	32	12:36.9	1:22.9	6:18.4	3:55.0
33 IVAN WASIELEWSKI	8	5355	ASHLAND (5)	33	12:38.4	1:24.4	6:19.2	3:55.5
34 TYLER CUMMINS	7	5556	STRONGSVILLE (7)	(34)	12:38.7	1:24.7	6:19.3	3:55.6
35 CHRIS TAYLOR	7	5511	NEW PHILADELPHIA (4)	35	12:40.4	1:26.4	6:20.2	3:56.1
36 GRANT VANCE	7	5354	ASHLAND (6)	(36)	12:41.3	1:27.3	6:20.6	3:56.4
37 TEDDY VAN FOSSEN	8	5480	HIGHLAND (3)	37	12:42.0	1:28.0	6:21.0	3:56.6
38 PATRICK MCCALLUM	8	5490	LAKESWOOD (1)	38	12:45.6	1:31.6	6:22.8	3:57.8
39 TIM WILCZEWSKI	8	5380	BRECKSVILLE (6)	(39)	12:46.6	1:32.6	6:23.3	3:58.1
40 JACOB KAVALEC	7	5460	GREENBRIAR (1)	40	12:46.7	1:32.7	6:23.3	3:58.1
41 CAMERON SCHONTZLER	7	5415	CLAGGETT (3)	41	12:47.8	1:33.8	6:23.9	3:58.4
42 MASON PROVOST	8	5335	A.I. ROOT (3)	42	12:48.4	1:34.4	6:24.2	3:58.6
43 JOEY KURTZ	8	5436	CLOVERLEAF (3)	43	12:49.9	1:35.9	6:24.9	3:59.1
44 ALEX DERHAMMER	8	5430	CLOVERLEAF (4)	44	12:51.1	1:37.1	6:25.5	3:59.5
45 GABE COLLINS	8	5469	HIGHLAND (4)	45	12:54.7	1:40.7	6:27.3	4:00.6
46 TY STORLARSKI	7	5337	A.I. ROOT (4)	46	12:55.3	1:41.3	6:27.6	4:00.8
47 AIDEN MARTIN	7	5401	BUCKEYE (1)	47	12:56.7	1:42.7	6:28.3	4:01.2
48 JACK FALCO	8	5362	BRECKSVILLE (7)	(48)	12:56.9	1:42.9	6:28.4	4:01.3
49 BRYCE VEIN	8	5418	CLAGGETT (4)	49	12:56.9	1:42.9	6:28.4	4:01.3
50 CARTER KOLESAR	8	5326	A.I. ROOT (5)	50	13:01.1	1:47.1	6:30.5	4:02.6
51 DYLAN SHAWVER	8	5454	ELYRIA NORTHWOOD	51	13:02.2	1:48.2	6:31.1	4:02.9
52 GAVIN BECK	7	5397	BUCKEYE (2)	52	13:03.9	1:49.9	6:31.9	4:03.4
53 COLTON UBER	8	5389	BRUNS. SOUTH (2)	53	13:04.2	1:50.2	6:32.1	4:03.5
54 ELI SCHMELLER	7	5414	CLAGGETT (5)	54	13:06.1	1:52.1	6:33.0	4:04.1
55 IAN MORGAN	7	5412	CLAGGETT (6)	(55)	13:06.6	1:52.6	6:33.3	4:04.3
56 SEAN O'DONNELL	8	5491	LAKESWOOD (2)	56	13:08.2	1:54.2	6:34.1	4:04.8
57 KRIS WATKINS	8	5482	HIGHLAND (5)	57	13:10.2	1:56.2	6:35.1	4:05.4
58 EVAN BEGOVICH	7	5317	A.I. ROOT (6)	(58)	13:11.0	1:57.0	6:35.5	4:05.6
59 CHASE MONSCHEIN	7	5450	ELYRIA NORTHWOOD	59	13:14.3	2:00.3	6:37.1	4:06.7
60 BEN NAGY	8	5439	CLOVERLEAF (5)	60	13:14.8	2:00.8	6:37.4	4:06.8
61 CAMERON LEVIS	8	5489	LAKESWOOD (3)	61	13:16.8	2:02.8	6:38.4	4:07.4
62 DYLAN MARTIN	8	5348	ASHLAND (7)	(62)	13:17.4	2:03.4	6:38.7	4:07.6
63 RILEY BENKO	8	5428	CLOVERLEAF (6)	(63)	13:20.0	2:06.0	6:40.0	4:08.4
64 DOUG KUKURA	7	5522	OLMSTED FALLS (3)	64	13:21.5	2:07.5	6:40.8	4:08.9
65 LOGAN KASCHAK	7	5519	OLMSTED FALLS (4)	65	13:27.9	2:13.9	6:43.9	4:10.9
66 MICHAEL SEMANKO	8	5387	BRUNS. SOUTH (3)	66	13:31.1	2:17.1	6:45.5	4:11.9

MEDINA MS CC FESTIVALMedina, OH
Ella Canavan ElementaryHost: Medina High School
October 6, 2015**MEET OFFICIALS****Meet Director:**
Milt Place
Meet Referee:
Bob Smalling
Timing:
Delta Timing Group**OFFICIAL MEET REPORT**
printed: 10/6/2015 6:59 PM**Race #2**
Boys Varsity 2 Mile**FINAL RESULTS****INDIVIDUAL RESULTS (continued)**

Athlete	Year	#	Team (Team Place)	Score	Time	Gap	Avg. Mile	Avg. KM
67 ANDREW SCHROTH	8	5529	OLMSTED FALLS (5)	67	13:31.8	2:17.8	6:45.9	4:12.1
68 ALEC PETEK	7	5403	BUCKEYE (3)	68	13:32.2	2:18.2	6:46.1	4:12.2
69 OWEN BARZAL	8	5467	HIGHLAND (6)	(69)	13:34.5	2:20.5	6:47.2	4:12.9
70 TYLER WODRICH	8	5419	CLAGGETT (7)	(70)	13:34.5	2:20.5	6:47.2	4:12.9
71 STEPHEN MATA	7	5391	BRUNS. WILLETTS (1)	71	13:34.8	2:20.8	6:47.4	4:13.0
72 BRANDON KRAFT	7	5386	BRUNS. SOUTH (4)	72	13:35.3	2:21.3	6:47.6	4:13.2
73 SHAWN KOPCHU	8	5461	GREENBRIAR (2)	73	13:36.5	2:22.5	6:48.2	4:13.6
74 GABRIEL TOLEDO	7	5493	LAKWOOD (4)	74	13:37.4	2:23.4	6:48.7	4:13.8
75 BRADY BROWN	7	5318	A.I. ROOT (7)	(75)	13:39.0	2:25.0	6:49.5	4:14.3
76 RAIF HOCHSTETLER	8	5499	MAPLETON (1)	76	13:39.5	2:25.5	6:49.7	4:14.5
77 BROCK HUFF	7	5500	MAPLETON (2)	77	13:40.4	2:26.4	6:50.2	4:14.8
78 NATE WALKER	8	5512	NEW PHILADELPHIA (5)	78	13:41.2	2:27.2	6:50.6	4:15.0
79 JACOB STUMP	7	5553	ST. EDWARD MS (1)	79	13:42.7	2:28.7	6:51.3	4:15.5
80 SYDNEY WILHELMY	8	5494	LAKWOOD (5)	80	13:43.0	2:29.0	6:51.5	4:15.6
81 NOAH BARRATT	7	5515	OLMSTED FALLS (6)	(81)	13:43.7	2:29.7	6:51.8	4:15.8
82 LEO RAVANELLI	7	5475	HIGHLAND (7)	(82)	13:44.9	2:30.9	6:52.4	4:16.2
83 NIKO ANDAMASARIS	7	5577	VALLEY CHRISTIAN (2)	83	13:45.6	2:31.6	6:52.8	4:16.4
84 DREW HALL	7	5550	ST. EDWARD MS (2)	84	13:45.7	2:31.7	6:52.8	4:16.4
85 CORY DELEWSKI	7	5536	PARMA SHILOH (2)	85	13:48.7	2:34.7	6:54.3	4:17.4
86 J.J. BOONE	6	5579	VALLEY CHRISTIAN (3)	86	13:53.3	2:39.3	6:56.6	4:18.8
87 COLLIN RICHARDS	7	5540	PARMA SHILOH (3)	87	13:54.9	2:40.9	6:57.4	4:19.3
88 NICHOLAS NEITENBACH	7	5402	BUCKEYE (4)	88	13:56.5	2:42.5	6:58.2	4:19.8
89 JACOB ZEIGLER	7	5503	MAPLETON (3)	89	13:57.4	2:43.4	6:58.7	4:20.0
90 CHARLIE CUFFARO	8	5485	LAKWOOD (6)	(90)	13:58.2	2:44.2	6:59.1	4:20.3
91 ETHAN PURDY	7	5524	OLMSTED FALLS (7)	(91)	13:58.9	2:44.9	6:59.4	4:20.5
92 KARSTEN POLDERMAN	7	5452	ELYRIA NORTHWOOD	92	14:00.8	2:46.8	7:00.4	4:21.1
93 BRAYDEN NAIL	8	5451	ELYRIA NORTHWOOD	93	14:01.0	2:47.0	7:00.5	4:21.2
94 SHANE LUSZCZYNSKI	8	5539	PARMA SHILOH (4)	94	14:03.7	2:49.7	7:01.8	4:22.0
95 DEVON MILLER	7	5438	CLOVERLEAF (7)	(95)	14:09.7	2:55.7	7:04.8	4:23.9
96 TRENTON RHINEBERGER	8	5404	BUCKEYE (5)	96	14:11.3	2:57.3	7:05.6	4:24.4
97 JUSTIN SWANBERG	8	5465	GREENBRIAR (3)	97	14:12.2	2:58.2	7:06.1	4:24.6
98 SHAUN GREGG	8	5487	LAKWOOD (7)	(98)	14:16.9	3:02.9	7:08.4	4:26.1
99 ALEX CASADA	7	5398	BUCKEYE (6)	(99)	14:22.4	3:08.4	7:11.2	4:27.8
100 JOSIAH GILBERT	7	5449	ELYRIA NORTHWOOD	(100)	14:29.5	3:15.5	7:14.7	4:30.0
101 JOE MANGES	7	5551	ST. EDWARD MS (3)	101	14:30.8	3:16.8	7:15.4	4:30.4
102 ERIC IRWIN	7	5587	NORMANDY (1)	102	14:39.6	3:25.6	7:19.8	4:33.2
103 MATTHEW BIERWORTH	7	5578	VALLEY CHRISTIAN (4)	103	14:42.9	3:28.9	7:21.4	4:34.2
104 RYAN TOMBLIN	7	5590	NORMANDY (2)	104	14:47.3	3:33.3	7:23.6	4:35.5
105 CHRISTIAN PARK	8	5463	GREENBRIAR (4)	105	14:55.6	3:41.6	7:27.8	4:38.1
106 MATHIAS WOOD	7	5554	ST. EDWARD MS (4)	106	14:56.2	3:42.2	7:28.1	4:38.3
107 JONAH GREY	7	5383	BRUNS. SOUTH (5)	107	15:00.6	3:46.6	7:30.3	4:39.7
108 ALEX STICKLAND	8	5395	BRUNS. WILLETTS (2)	108	15:08.5	3:54.5	7:34.2	4:42.1
109 RANCE QUILLIN	7	5510	NEW PHILADELPHIA (6)	(109)	15:16.2	4:02.2	7:38.1	4:44.5
110 ANTONIO SNUFFER	7	5542	PARMA SHILOH (5)	110	15:17.0	4:03.0	7:38.5	4:44.8
111 ANDREW PASCARELLA	7	5552	ST. EDWARD MS (5)	111	15:21.3	4:07.3	7:40.6	4:46.1
112 JERRY PEQUEURO	7	5393	BRUNS. WILLETTS (3)	112	15:27.3	4:13.3	7:43.6	4:48.0

MEDINA MS CC FESTIVALMedina, OH
Ella Canavan ElementaryHost: Medina High School
October 6, 2015**MEET OFFICIALS****Meet Director:**
Milt Place
Meet Referee:
Bob Smalling
Timing:
Delta Timing Group**OFFICIAL MEET REPORT**
printed: 10/6/2015 6:59 PM**Race #2**
Boys Varsity 2 Mile**FINAL RESULTS****INDIVIDUAL RESULTS (continued)**

Athlete	Year	#	Team (Team Place)	Score	Time	Gap	Avg. Mile	Avg. kM
113 JORDAN EGLIN	7	5498	MAPLETON (4)	113	15:27.5	4:13.5	7:43.7	4:48.0
114 ANTHONY CHANEY	7	5399	BUCKEYE (7)	(114)	15:35.1	4:21.1	7:47.5	4:50.4
115 KEEGAN WELDON	8	5543	PARMA SHILOH (6)	(115)	15:39.6	4:25.6	7:49.8	4:51.8
116 NATHAN CHILIA	7	5457	GREENBRIAR (5)	116	15:45.3	4:31.3	7:52.6	4:53.6
117 CONNOR BRUNS	7	5382	BRUNS. SOUTH (6)	(117)	15:55.7	4:41.7	7:57.8	4:56.8
118 NATHAN KERCHENSKI	7	5538	PARMA SHILOH (7)	(118)	15:59.1	4:45.1	7:59.5	4:57.8
119 KIEL SARVER	7	5394	BRUNS. WILLETTS (4)	119	16:03.1	4:49.1	8:01.5	4:59.1
120 DEVIN DLUGOLINKSI	7	5586	NORMANDY (3)	120	16:35.5	5:21.5	8:17.7	5:09.1
121 DEREK BURK	8	5456	GREENBRIAR (6)	(121)	16:41.4	5:27.4	8:20.7	5:11.0
122 TED SHUE	7	5589	NORMANDY (4)	122	16:45.6	5:31.6	8:22.8	5:12.3
123 LOGAN LANDERS	8	5501	MAPLETON (5)	123	16:49.6	5:35.6	8:24.8	5:13.5
124 SEAN MCCALLUM	7	5462	GREENBRIAR (7)	(124)	16:51.4	5:37.4	8:25.7	5:14.1
125 RYAN HALTER	7	5384	BRUNS. SOUTH (7)	(125)	17:03.8	5:49.8	8:31.9	5:17.9
126 CHRIS ELKO	7	5390	BRUNS. WILLETTS (5)	126	17:12.4	5:58.4	8:36.2	5:20.6
127 JUSTIN MYERS	7	5508	NEW PHILADELPHIA (7)	(127)	17:36.7	6:22.7	8:48.3	5:28.1
128 MICHAH CUTLER	7	5585	NORMANDY (5)	128	17:44.3	6:30.3	8:52.1	5:30.5
129 JOSEPH SELLARDS	6	5581	VALLEY CHRISTIAN (5)	129	17:50.6	6:36.6	8:55.3	5:32.5
130 JACKSON KIPP		5582	VALLEY CHRISTIAN (6)	(130)	21:03.2	9:49.2	10:31.6	6:32.3

MEDINA MS CC FESTIVALMedina, OH
Ella Canavan ElementaryHost: Medina High School
October 6, 2015**MEET OFFICIALS****Meet Director:**
Milt Place
Meet Referee:
Bob Smalling
Timing:
Delta Timing Group**OFFICIAL MEET REPORT**
printed: 10/6/2015 6:59 PM**Race #3**
Girls Open 2 Mile**FINAL RESULTS****TEAM SCORING SUMMARY**


Final Standings	Score	Scoring Order	Total	Avg.	Finish Order	Spread
1 HIGHLAND	41	2-4-7-13-15(31)(61)	1:14:02	14:49	2-5-10-17-21-39-85	1:05.3
2 CLAGGETT	43	5-6-9-11-12(17)(21)	1:14:22	14:53	7-9-12-15-16-24-29	0:25.2
3 STRONGSVILLE	68	3-8-16-19-22(26)(33)	1:16:19	15:16	3-11-22-27-30-34-41	1:32.7
4 ASHLAND	132	14-24-25-32-37(39)(40)	1:20:09	16:02	20-32-33-40-46-52-53	1:27.7
5 BRUNS. SOUTH	140	10-18-29-35-48	1:21:03	16:13	14-25-37-44-62	2:39.2
6 A.I. ROOT	159	1-20-34-49-55(56)(60)	1:22:03	16:25	1-28-42-63-72-74-79	3:54.6
7 BRECKSVILLE	183	27-30-38-41-47(50)(57)	1:24:19	16:52	35-38-47-55-61-64-75	1:27.5
8 LAKEWOOD	206	23-42-44-46-51(54)(65)	1:26:19	17:16	31-56-58-60-65-71-96	1:50.9
9 OLMSTED FALLS	226	28-36-45-58-59(63)(66)	1:27:10	17:26	36-45-59-76-77-87-103	2:10.8
10 BUCKEYE	274	43-52-53-62-64(67)(68)	1:33:49	18:46	57-68-70-86-95-107-108	3:38.9

INDIVIDUAL RESULTS


Athlete	Year	#	Team (Team Place)	Score	Time	Gap	Avg. Mile	Avg. km
1 ALEX CUMMINGS	8	5603	A.I. ROOT (1)	1	14:03.3	--	7:01.6	4:21.9
2 LAUREN PAULUS	7	5774	HIGHLAND (1)	2	14:17.4	0:14.1	7:08.7	4:26.3
3 MEGHAN MONAHAN	8	5849	STRONGSVILLE (1)	3	14:20.6	0:17.3	7:10.3	4:27.3
4 SARAH KOZIK	8	5648	BLACK RIVER	-	14:26.1	0:22.8	7:13.0	4:29.0
5 GRACE BAZAN	8	5762	HIGHLAND (2)	4	14:29.9	0:26.6	7:14.9	4:30.2
6 TARA CLEARY	7	5646	BLACK RIVER	-	14:35.1	0:31.8	7:17.6	4:31.8
7 HANNAH KIM	8	5712	CLAGGETT (1)	5	14:40.4	0:37.1	7:20.2	4:33.4
8 KRISTEN FINCH	8	5836	RAVENNA BROWN	-	14:40.5	0:37.2	7:20.2	4:33.4
9 MOLLY ZABIELSKI	8	5727	CLAGGETT (2)	6	14:40.6	0:37.3	7:20.3	4:33.5
10 BAILEY RITTER	8	5777	HIGHLAND (3)	7	14:44.8	0:41.5	7:22.4	4:34.8
11 MAYBERRY RYLEY	7	5853	STRONGSVILLE (2)	8	14:49.7	0:46.4	7:24.8	4:36.3
12 COLLEEN SMITH	7	5724	CLAGGETT (3)	9	14:50.7	0:47.4	7:25.3	4:36.6
13 SOPHIE STRICKLING	8	5842	ST. EDWARD MS	-	14:54.7	0:51.4	7:27.3	4:37.8
14 LILLY O'CONNELL	7	5674	BRUNS. SOUTH (1)	10	15:02.5	0:59.2	7:31.2	4:40.3
15 CLEO MELDRUM	7	5716	CLAGGETT (4)	11	15:04.4	1:01.1	7:32.2	4:40.9
16 IZZY PETERS	8	5719	CLAGGETT (5)	12	15:05.5	1:02.2	7:32.7	4:41.2
17 KAILEY MULLEN	7	5772	HIGHLAND (4)	13	15:07.3	1:04.0	7:33.6	4:41.8
18 ELLA MCBRIDE	8	5841	ST. EDWARD MS	-	15:08.4	1:05.1	7:34.2	4:42.1
19 KAITLYN CLIFFORD	8	5647	BLACK RIVER	-	15:10.9	1:07.6	7:35.4	4:42.9
20 NATALIE JURJEVIC	8	5627	ASHLAND (1)	14	15:11.0	1:07.7	7:35.5	4:42.9
21 RESSA GASSER	8	5765	HIGHLAND (5)	15	15:22.6	1:19.3	7:41.3	4:46.5
22 CAYLA KLINGERMAN	7	5846	STRONGSVILLE (3)	16	15:28.5	1:25.2	7:44.2	4:48.3
23 EMILEE SUTO	8	5838	RAVENNA BROWN	-	15:31.4	1:28.1	7:45.7	4:49.3
24 KATIE LAWSON	8	5714	CLAGGETT (6)	(17)	15:33.4	1:30.1	7:46.7	4:49.9
25 EMILY WATKINS	7	5678	BRUNS. SOUTH (2)	18	15:34.5	1:31.2	7:47.2	4:50.2
26 MADISON GENDERS	7	5840	ST. EDWARD MS	-	15:36.4	1:33.1	7:48.2	4:50.8
27 REAGAN BECK	7	5843	STRONGSVILLE (4)	19	15:46.5	1:43.2	7:53.2	4:53.9
28 ELLA JUNGE	8	5608	A.I. ROOT (2)	20	15:49.5	1:46.2	7:54.7	4:54.9
29 GABBY QUALLICH	7	5720	CLAGGETT (7)	(21)	15:51.1	1:47.8	7:55.6	4:55.4
30 CAMRYN MERRIL	7	5847	STRONGSVILLE (5)	22	15:53.2	1:49.9	7:56.6	4:56.0
31 GRACE GILL	8	5788	LAKEWOOD (1)	23	15:55.7	1:52.4	7:57.8	4:56.8

MEDINA MS CC FESTIVALMedina, OH
Ella Canavan ElementaryHost: Medina High School
October 6, 2015**MEET OFFICIALS****Meet Director:**
Milt Place
Meet Referee:
Bob Smalling
Timing:
Delta Timing Group**OFFICIAL MEET REPORT**
printed: 10/6/2015 6:59 PM**Race #3**
Girls Open 2 Mile**FINAL RESULTS****INDIVIDUAL RESULTS (continued)**

Athlete	Year	#	Team (Team Place)	Score	Time	Gap	Avg. Mile	Avg. KM
32 ASHLEY SEAMOUR	7	5639	ASHLAND (2)	24	15:57.8	1:54.5	7:58.9	4:57.4
33 CAITLIN MCCORKLE	8	5631	ASHLAND (3)	25	15:58.9	1:55.6	7:59.4	4:57.8
34 VERONICA PALMER	8	5850	STRONGSVILLE (6)	(26)	16:12.7	2:09.4	8:06.3	5:02.1
35 JULIA CRITES	7	5652	BRECKSVILLE (1)	27	16:12.9	2:09.6	8:06.4	5:02.1
36 REBECCA ABBOTT	7	5813	OLMSTED FALLS (1)	28	16:15.0	2:11.7	8:07.5	5:02.8
37 MADISON DAUGHERTY	7	5669	BRUNS. SOUTH (3)	29	16:15.0	2:11.7	8:07.5	5:02.8
38 RACHEL JACOB	7	5657	BRECKSVILLE (2)	30	16:17.9	2:14.6	8:08.9	5:03.7
39 ALYSSA SHERIDAN	7	5780	HIGHLAND (6)	(31)	16:20.5	2:17.2	8:10.2	5:04.5
40 TAYLOR ANDERSON	8	5619	ASHLAND (4)	32	16:21.9	2:18.6	8:10.9	5:04.9
41 AUBREY POWELL	8	5852	STRONGSVILLE (7)	(33)	16:25.1	2:21.8	8:12.5	5:05.9
42 ABBY GACEK	7	5606	A.I. ROOT (3)	34	16:27.5	2:24.2	8:13.7	5:06.7
43 KRISTYN KASPER	8	5710	CLAGGETT	-	16:28.4	2:25.1	8:14.2	5:06.9
44 SAVANNAH DICKENS	7	5670	BRUNS. SOUTH (4)	35	16:28.7	2:25.4	8:14.3	5:07.0
45 SIENNA STEVENS	8	5823	OLMSTED FALLS (2)	36	16:33.5	2:30.2	8:16.7	5:08.5
46 LIVIA SPONSLER	7	5643	ASHLAND (5)	37	16:38.7	2:35.4	8:19.3	5:10.1
47 MADDIE SHAHEEN	7	5664	BRECKSVILLE (3)	38	16:46.6	2:43.3	8:23.3	5:12.6
48 NINA WEI	7	5859	STRONGSVILLE	-	16:59.5	2:56.2	8:29.7	5:16.6
49 SHELBY MESKO	8	5649	BLACK RIVER	-	17:04.0	3:00.7	8:32.0	5:18.0
50 PARKER SKUTT	7	5744	EASTERN HEIGHTS	-	17:08.1	3:04.8	8:34.0	5:19.3
51 JORDAN RUPPELLI	7	5722	CLAGGETT	-	17:14.7	3:11.4	8:37.3	5:21.3
52 EMMA BRITTON	7	5622	ASHLAND (6)	(39)	17:17.8	3:14.5	8:38.9	5:22.3
53 DANIELLE HONAKER	8	5626	ASHLAND (7)	(40)	17:18.7	3:15.4	8:39.4	5:22.6
54 OLIVIA SHORES	7	5642	ASHLAND	-	17:19.1	3:15.8	8:39.5	5:22.7
55 LEA OSSOWSKI	8	5661	BRECKSVILLE (4)	41	17:21.3	3:18.0	8:40.6	5:23.4
56 CLAIRE MARTIN	8	5792	LAKWOOD (2)	42	17:22.8	3:19.5	8:41.4	5:23.8
57 HANNAH CRESTY	7	5693	BUCKEYE (1)	43	17:26.2	3:22.9	8:43.1	5:24.9
58 SKYE CRONE	8	5784	LAKWOOD (3)	44	17:34.7	3:31.4	8:47.3	5:27.5
59 HAILEY MCCULLAR	7	5819	OLMSTED FALLS (3)	45	17:38.5	3:35.2	8:49.2	5:28.7
60 CORA JOHNSON	8	5791	LAKWOOD (4)	46	17:39.1	3:35.8	8:49.5	5:28.9
61 LYDIA GREER	7	5656	BRECKSVILLE (5)	47	17:40.3	3:37.0	8:50.2	5:29.3
62 LYNN TRIPTOW	7	5677	BRUNS. SOUTH (5)	48	17:41.7	3:38.4	8:50.8	5:29.7
63 MAGGIE NELSON	8	5613	A.I. ROOT (4)	49	17:45.1	3:41.8	8:52.5	5:30.8
64 MARINA TARASSENKO	7	5666	BRECKSVILLE (6)	(50)	17:45.6	3:42.3	8:52.8	5:30.9
65 MORGAN HARPER	8	5789	LAKWOOD (5)	51	17:46.5	3:43.2	8:53.3	5:31.2
66 KAYLEE KINN	8	5713	CLAGGETT	-	17:47.1	3:43.8	8:53.5	5:31.4
67 JENNA SHAMBRE	8	5640	ASHLAND	-	17:47.7	3:44.4	8:53.8	5:31.6
68 KHLOE CZERWONY	7	5694	BUCKEYE (2)	52	17:48.8	3:45.5	8:54.4	5:31.9
69 VICTORIA PALMER	7	5851	STRONGSVILLE	-	17:52.6	3:49.3	8:56.3	5:33.1
70 MELANIE FERGUSON	8	5696	BUCKEYE (3)	53	17:56.3	3:53.0	8:58.1	5:34.2
71 HAYLEY FAIX-WELSH	7	5786	LAKWOOD (6)	(54)	17:56.4	3:53.1	8:58.2	5:34.3
72 SAMANTHA DRAVENSTOTT	7	5605	A.I. ROOT (5)	55	17:57.8	3:54.5	8:58.9	5:34.7
73 HALEY RHOADES	8	5637	ASHLAND	-	18:07.9	4:04.6	9:03.9	5:37.8
74 CHLOE MARKS	7	5611	A.I. ROOT (6)	(56)	18:09.4	4:06.1	9:04.7	5:38.3
75 LAUREN RAMER	8	5662	BRECKSVILLE (7)	(57)	18:10.0	4:06.7	9:05.0	5:38.5
76 ALEXANDRA STRUCK	8	5825	OLMSTED FALLS (4)	58	18:16.6	4:13.3	9:08.3	5:40.6
77 SUMMER STEVENS	8	5824	OLMSTED FALLS (5)	59	18:25.7	4:22.4	9:12.8	5:43.4

MEDINA MS CC FESTIVALMedina, OH
Ella Canavan ElementaryHost: Medina High School
October 6, 2015**MEET OFFICIALS****Meet Director:**
Milt Place
Meet Referee:
Bob Smalling
Timing:
Delta Timing Group**Race #3**
Girls Open 2 Mile**FINAL RESULTS****INDIVIDUAL RESULTS (continued)**

Athlete	Year	#	Team (Team Place)	Score	Time	Gap	Avg. Mile	Avg. KM
78 EMILY KLIMEK	7	5743	EASTERN HEIGHTS	-	18:34.0	4:30.7	9:17.0	5:45.9
79 ALYSSA MUSAT	7	5612	A.I. ROOT (7)	(60)	18:35.5	4:32.2	9:17.7	5:46.4
80 JAELYN LAVIGNE	7	5874	NORMANDY	-	18:45.9	4:42.6	9:22.9	5:49.6
81 KATE LAZAR	7	5828	OPEN DOOR	-	18:49.2	4:45.9	9:24.6	5:50.7
82 EMMA SEMUS	8	5616	A.I. ROOT	-	18:55.8	4:52.5	9:27.9	5:52.7
83 RACHEL HILL	7	5625	ASHLAND	-	19:12.2	5:08.9	9:36.1	5:57.8
84 EMILY KENNEDY	7	5873	NORMANDY	-	19:20.8	5:17.5	9:40.4	6:00.5
85 LEAH JOHNSON	7	5770	HIGHLAND (7)	(61)	19:29.2	5:25.9	9:44.6	6:03.1
86 SARA BAEPLER	7	5690	BUCKEYE (4)	62	19:32.7	5:29.4	9:46.3	6:04.2
87 JESSICA HOLCOMB	8	5816	OLMSTED FALLS (6)	(63)	19:46.5	5:43.2	9:53.2	6:08.5
88 ABBY SANDERS	8	5638	ASHLAND	-	19:55.6	5:52.3	9:57.8	6:11.3
89 ANDREA GUERRA	7	5753	GREENBRIAR	-	19:59.1	5:55.8	9:59.5	6:12.4
90 SYDNEY CHELL	8	5835	RAVENNA BROWN	-	20:03.9	6:00.6	10:01.9	6:13.9
91 MADDIE MOORE	8	5633	ASHLAND	-	20:18.8	6:15.5	10:09.4	6:18.5
92 ANDREA LIPPERT	7	5630	ASHLAND	-	20:20.6	6:17.3	10:10.3	6:19.0
93 ANANYA RAMASAMY	8	5776	HIGHLAND	-	20:36.1	6:32.8	10:18.0	6:23.9
94 MAKENNA BYRNE	8	5601	A.I. ROOT	-	20:54.0	6:50.7	10:27.0	6:29.4
95 CARMEN ARMSTRONG	8	5689	BUCKEYE (5)	64	21:05.0	7:01.7	10:32.5	6:32.9
96 CHLOE FIELDER	7	5787	LAKWOOD (7)	(65)	21:05.9	7:02.6	10:32.9	6:33.1
97 MARINA BINFIELD	7	5781	LAKWOOD	-	21:11.1	7:07.8	10:35.5	6:34.7
98 KATHRYN ESPINOZA	7	5624	ASHLAND	-	21:23.2	7:19.9	10:41.6	6:38.5
99 ELIZABETH WARREN	7	5645	ASHLAND	-	22:03.7	8:00.4	11:01.8	6:51.1
100 MARY CUSTER	7	5604	A.I. ROOT	-	22:14.4	8:11.1	11:07.2	6:54.4
101 HAILIE MULLET	7	5635	ASHLAND	-	22:18.7	8:15.4	11:09.3	6:55.7
102 ADDIE EMMONS	8	5623	ASHLAND	-	22:31.0	8:27.7	11:15.5	6:59.5
103 KYLA ONDREJECH	8	5820	OLMSTED FALLS (7)	(66)	22:31.4	8:28.1	11:15.7	6:59.7
104 DARBY WARREN	7	5644	ASHLAND	-	22:33.6	8:30.3	11:16.8	7:00.4
105 JAVONNA STARKS	8	5837	RAVENNA BROWN	-	22:56.2	8:52.9	11:28.1	7:07.4
106 LILLY DUNN	7	5654	BRECKSVILLE	-	23:19.8	9:16.5	11:39.9	7:14.7
107 DELANIE LOCKARD	7	5701	BUCKEYE (6)	(67)	24:02.2	9:58.9	12:01.1	7:27.9
108 KAYLIN SCHNUR	7	5703	BUCKEYE (7)	(68)	25:29.3	11:26.0	12:44.7	7:54.9
109 NICOLE ROBIN	8	5702	BUCKEYE	-	31:34.6	17:31.3	15:47.3	9:48.4

MEDINA MS CC FESTIVALMedina, OH
Ella Canavan ElementaryHost: Medina High School
October 6, 2015**MEET OFFICIALS****Meet Director:**
Milt Place
Meet Referee:
Bob Smalling
Timing:
Delta Timing Group**Race #4**
Boys Open 2 Mile**FINAL RESULTS****TEAM SCORING SUMMARY**

Final Standings	Score	Scoring Order	Total	Avg.	Finish Order	Spread
1 BRECKSVILLE	26	1-2-4-9-10(20)(28)	1:04:30	12:54	4-5-7-13-15-26-35	0:44.9
2 CLAGGETT	57	5-6-7-12-27(36)	1:06:27	13:18	9-10-11-17-33-48	1:18.3
3 STRONGSVILLE	71	3-13-16-18-21(25)(26)	1:07:56	13:36	6-18-22-24-27-31-32	1:16.0
4 ASHLAND	92	8-11-17-23-33(37)(50)	1:08:55	13:47	12-16-23-29-44-50-73	1:28.9
5 A.I. ROOT	139	19-22-31-32-35(40)(43)	1:11:34	14:19	25-28-40-43-47-54-58	0:39.0
6 OLMSTED FALLS	164	15-30-38-39-42(49)(51)	1:12:28	14:30	20-38-51-52-57-72-76	1:17.1
7 CLOVERLEAF	166	14-29-34-44-45(48)(54)	1:12:35	14:31	19-36-45-59-61-70-94	1:28.4
8 HIGHLAND	210	24-41-46-47-52(53)(55)	1:15:10	15:02	30-56-65-69-77-84-100	1:35.6

INDIVIDUAL RESULTS

Athlete	Year	#	Team (Team Place)	Score	Time	Gap	Avg. Mile	Avg. km
1 MICHAEL COLMAN	7	5544	RAVENNA BROWN	-	12:14.4	--	6:07.2	3:48.1
2 DEVON MCLEAN	8	5359	BLACK RIVER	-	12:29.8	0:15.4	6:14.9	3:52.8
3 NATHANIEL BIERLY	8	5496	LUTH. WEST	-	12:35.0	0:20.6	6:17.5	3:54.5
4 NATHAN GUARDADO	7	5364	BRECKSVILLE (1)	1	12:36.3	0:21.9	6:18.1	3:54.9
5 NIKO MCDONALD	8	5373	BRECKSVILLE (2)	2	12:37.7	0:23.3	6:18.8	3:55.3
6 CRONELIUS MATT	7	5565	STRONGSVILLE (1)	3	12:44.8	0:30.4	6:22.4	3:57.5
7 JASPER JONES	8	5370	BRECKSVILLE (3)	4	12:46.7	0:32.3	6:23.3	3:58.1
8 CALEB EDWARDS	7	5545	RAVENNA BROWN	-	12:53.7	0:39.3	6:26.9	4:00.3
9 EVAN SMIGEL	8	5416	CLAGGETT (1)	5	12:53.8	0:39.4	6:26.9	4:00.3
10 JAVARYON FORT	8	5410	CLAGGETT (2)	6	12:54.3	0:39.9	6:27.1	4:00.4
11 DOMINICK BUTSKO	7	5408	CLAGGETT (3)	7	12:56.5	0:42.1	6:28.3	4:01.1
12 CHASE KERSHNER	8	5347	ASHLAND (1)	8	13:04.0	0:49.6	6:32.0	4:03.5
13 JAKE ZYWIEC	7	5381	BRECKSVILLE (4)	9	13:07.5	0:53.1	6:33.7	4:04.5
14 ISIAHA TORRES	8	5583	WESTWOOD	-	13:10.0	0:55.6	6:35.0	4:05.3
15 JACK POTOKAR	7	5377	BRECKSVILLE (5)	10	13:21.2	1:06.8	6:40.6	4:08.8
16 JORDAN WHITESEL	7	5357	ASHLAND (2)	11	13:25.8	1:11.4	6:42.9	4:10.2
17 LOGAN BRUBAKER	8	5407	CLAGGETT (4)	12	13:29.8	1:15.4	6:44.9	4:11.5
18 JACK BALLAS	7	5557	STRONGSVILLE (2)	13	13:31.3	1:16.9	6:45.6	4:11.9
19 SCOTT STONER	8	5442	CLOVERLEAF (1)	14	13:37.6	1:23.2	6:48.8	4:13.9
20 ZEKE SMITH	8	5532	OLMSTED FALLS (1)	15	13:39.1	1:24.7	6:49.5	4:14.4
21 TYLER DESIMPELARE	7	5497	LUTH. WEST	-	13:42.4	1:28.0	6:51.2	4:15.4
22 LUKE CHESNEY	7	5555	STRONGSVILLE (3)	16	13:43.1	1:28.7	6:51.5	4:15.6
23 JAYDEN MITCHELL	8	5349	ASHLAND (3)	17	13:48.3	1:33.9	6:54.1	4:17.2
24 JOE WHITECAR	8	5573	STRONGSVILLE (4)	18	13:55.5	1:41.1	6:57.7	4:19.5
25 ANTHONY ACIERTO	7	5316	A.I. ROOT (1)	19	13:57.3	1:42.9	6:58.6	4:20.0
26 CHRISTIAN OLSZEWSKI	7	5375	BRECKSVILLE (6)	(20)	13:58.6	1:44.2	6:59.3	4:20.4
27 ETHAN MEYER	7	5566	STRONGSVILLE (5)	21	14:00.8	1:46.4	7:00.4	4:21.1
28 BRANDON PIEHLER	8	5333	A.I. ROOT (2)	22	14:02.0	1:47.6	7:01.0	4:21.5
29 LOREN OBERMILLER	7	5350	ASHLAND (4)	23	14:03.8	1:49.4	7:01.9	4:22.0
30 LEO SMITH	8	5476	HIGHLAND (1)	24	14:04.3	1:49.9	7:02.1	4:22.2
31 TIM HEFLIN	7	5560	STRONGSVILLE (6)	(25)	14:07.4	1:53.0	7:03.7	4:23.2
32 COOPER DOWNING	8	5558	STRONGSVILLE (7)	(26)	14:10.9	1:56.5	7:05.4	4:24.2
33 JACK SPEYER	8	5417	CLAGGETT (5)	27	14:12.1	1:57.7	7:06.0	4:24.6
34 AIDYN ZINGALE	7	5495	LAKEWOOD	-	14:12.9	1:58.5	7:06.4	4:24.9

MEDINA MS CC FESTIVALMedina, OH
Ella Canavan ElementaryHost: Medina High School
October 6, 2015**MEET OFFICIALS****Meet Director:**
Milt Place
Meet Referee:
Bob Smalling
Timing:
Delta Timing Group**OFFICIAL MEET REPORT**
printed: 10/6/2015 6:59 PM**Race #4**
Boys Open 2 Mile**FINAL RESULTS****INDIVIDUAL RESULTS (continued)**

Athlete	Year	#	Team (Team Place)	Score	Time	Gap	Avg. Mile	Avg. KM
35 MICHAEL PALMER	7	5376	BRECKSVILLE (7)	(28)	14:17.7	2:03.3	7:08.8	4:26.4
36 MARCUS BIRTH	7	5429	CLOVERLEAF (2)	29	14:19.4	2:05.0	7:09.7	4:26.9
37 DEVIN MADDOX	7	5564	STRONGSVILLE	-	14:21.0	2:06.6	7:10.5	4:27.4
38 ALEX ADE	8	5513	OLMSTED FALLS (2)	30	14:21.7	2:07.3	7:10.8	4:27.6
39 TREV SMITH	8	5378	BRECKSVILLE	-	14:23.5	2:09.1	7:11.8	4:28.2
40 JORDAN PLYMALE	8	5334	A.I. ROOT (3)	31	14:27.2	2:12.8	7:13.6	4:29.3
41 MATTHEW ROE	7	5360	BLACK RIVER	-	14:30.7	2:16.3	7:15.3	4:30.4
42 ZACK HEFFLEY	8	5546	RAVENNA BROWN	-	14:31.0	2:16.6	7:15.5	4:30.5
43 ANDREW MONTGOMERY	7	5331	A.I. ROOT (4)	32	14:31.2	2:16.8	7:15.6	4:30.6
44 LIAM HARPER	8	5342	ASHLAND (5)	33	14:32.8	2:18.4	7:16.4	4:31.0
45 JONATHAN TOMASCH	7	5443	CLOVERLEAF (3)	34	14:33.9	2:19.5	7:16.9	4:31.4
46 DAWSON JACK	7	5368	BRECKSVILLE	-	14:36.2	2:21.8	7:18.1	4:32.1
47 ANDREW KANCLER	8	5324	A.I. ROOT (5)	35	14:36.3	2:21.9	7:18.1	4:32.1
48 COLLIN PATTERSON	8	5413	CLAGGETT (6)	(36)	14:37.4	2:23.0	7:18.7	4:32.5
49 MAX GILLILAND	8	5486	LAKWOOD	-	14:42.0	2:27.6	7:21.0	4:33.9
50 NATHAN SALMONS	7	5351	ASHLAND (6)	(37)	14:43.4	2:29.0	7:21.7	4:34.3
51 ETHAN SCHLESINGER	8	5528	OLMSTED FALLS (3)	38	14:45.2	2:30.8	7:22.6	4:34.9
52 JONATHAN GEDEON	8	5517	OLMSTED FALLS (4)	39	14:45.8	2:31.4	7:22.9	4:35.1
53 JACK KENNEY	7	5371	BRECKSVILLE	-	14:49.3	2:34.9	7:24.6	4:36.2
54 GRAYSON MCCLELLAN	7	5329	A.I. ROOT (6)	(40)	14:50.3	2:35.9	7:25.1	4:36.5
55 JACK MALNAR	7	5372	BRECKSVILLE	-	14:52.3	2:37.9	7:26.1	4:37.1
56 MOHAMMAD RASHID	8	5474	HIGHLAND (2)	41	14:53.5	2:39.1	7:26.7	4:37.5
57 GAVIN JONES	8	5518	OLMSTED FALLS (5)	42	14:56.1	2:41.7	7:28.1	4:38.3
58 BRIAN HITCHCOCK	7	5323	A.I. ROOT (7)	(43)	14:57.5	2:43.1	7:28.7	4:38.7
59 COOPER HARTSEL	7	5433	CLOVERLEAF (4)	44	14:57.9	2:43.5	7:28.9	4:38.8
60 JEREMY STEINBRICK	7	5492	LAKWOOD	-	15:04.8	2:50.4	7:32.4	4:41.0
61 DANIEL RITTGERS	8	5440	CLOVERLEAF (5)	45	15:05.9	2:51.5	7:33.0	4:41.3
62 DOMNINC MACUSO	7	5563	STRONGSVILLE	-	15:09.0	2:54.6	7:34.5	4:42.3
63 MANITH HUMCHAD	7	5366	BRECKSVILLE	-	15:10.0	2:55.6	7:35.0	4:42.6
64 GRIFFIN NEUSCHAFFER	7	5445	EASTERN HEIGHTS	-	15:12.2	2:57.8	7:36.1	4:43.3
65 COLLIN SPITTLE	7	5477	HIGHLAND (3)	46	15:12.3	2:57.9	7:36.1	4:43.3
66 JACOB KAVC	7	5488	LAKWOOD	-	15:12.5	2:58.1	7:36.2	4:43.4
67 RYAN PANIK	7	5446	EASTERN HEIGHTS	-	15:13.2	2:58.8	7:36.6	4:43.6
68 ETHAN WEISEN	8	5572	STRONGSVILLE	-	15:16.7	3:02.3	7:38.3	4:44.7
69 JACK MARINELLI	8	5471	HIGHLAND (4)	47	15:19.5	3:05.1	7:39.7	4:45.6
70 CALEB HILL	7	5434	CLOVERLEAF (6)	(48)	15:28.0	3:13.6	7:44.0	4:48.2
71 MICHAEL WENSEL	7	5549	RAVENNA BROWN	-	15:30.5	3:16.1	7:45.2	4:49.0
72 CHUCK RHEAUME	8	5527	OLMSTED FALLS (6)	(49)	15:31.5	3:17.1	7:45.7	4:49.3
73 GRAHAM SCHAEFER	7	5352	ASHLAND (7)	(50)	15:32.3	3:17.9	7:46.1	4:49.5
74 PARKER KENNEDY	7	5346	ASHLAND	-	15:35.8	3:21.4	7:47.9	4:50.6
75 MICHAEL KERMES	7	5325	A.I. ROOT	-	15:37.7	3:23.3	7:48.9	4:51.2
76 JACKSON MCMAHAN	8	5523	OLMSTED FALLS (7)	(51)	15:39.2	3:24.8	7:49.6	4:51.7
77 RYAN KIRVEN	8	5470	HIGHLAND (5)	52	15:39.8	3:25.4	7:49.9	4:51.9
78 SIMON SKOUTA	7	5531	OLMSTED FALLS	-	15:40.7	3:26.3	7:50.3	4:52.1
79 DARRIN LEUPP	7	5327	A.I. ROOT	-	15:49.4	3:35.0	7:54.7	4:54.8
80 ALEX RAWLINGS	7	5525	OLMSTED FALLS	-	15:56.2	3:41.8	7:58.1	4:56.9

MEDINA MS CC FESTIVALMedina, OH
Ella Canavan ElementaryHost: Medina High School
October 6, 2015**MEET OFFICIALS****Meet Director:**
Milt Place
Meet Referee:
Bob Smalling
Timing:
Delta Timing Group**OFFICIAL MEET REPORT**
printed: 10/6/2015 6:59 PM**Race #4**
Boys Open 2 Mile**FINAL RESULTS****INDIVIDUAL RESULTS (continued)**

Athlete	Year	#	Team (Team Place)	Score	Time	Gap	Avg. Mile	Avg. km
81 ETHAN CONLEY	8	5535	PARMA SHILOH	-	16:02.8	3:48.4	8:01.4	4:59.0
82 MICHAEL KINSEY	8	5400	BUCKEYE	-	16:04.4	3:50.0	8:02.2	4:59.5
83 HUDSON STILL	8	5379	BRECKSVILLE	-	16:15.7	4:01.3	8:07.8	5:03.0
84 CHRISTIAN PEDERSEN	7	5473	HIGHLAND (6)	(53)	16:16.6	4:02.2	8:08.3	5:03.3
85 AIDEN BAKER	7	5338	ASHLAND	-	16:23.2	4:08.8	8:11.6	5:05.3
86 ETHAN MCCLOWRY	8	5330	A.I. ROOT	-	16:23.8	4:09.4	8:11.9	5:05.5
87 GAVIN TYCAST	7	5466	GREENBRIAR	-	16:25.6	4:11.2	8:12.8	5:06.1
88 DYLAN STOIA	7	5464	GREENBRIAR	-	16:30.7	4:16.3	8:15.3	5:07.7
89 KEVIN BROWN	7	5455	GREENBRIAR	-	16:32.4	4:18.0	8:16.2	5:08.2
90 MAX WEB	8	5356	ASHLAND	-	16:35.2	4:20.8	8:17.6	5:09.1
91 ETHAN TRAMPUSH	7	5447	EASTERN HEIGHTS	-	16:39.5	4:25.1	8:19.7	5:10.4
92 JOSH STANDFORD	7	5570	STRONGSVILLE	-	16:40.2	4:25.8	8:20.1	5:10.6
93 XAVIER ZURAWSKI	7	5533	OLMSTED FALLS	-	16:40.4	4:26.0	8:20.2	5:10.7
94 COOPER FLORA	7	5431	CLOVERLEAF (7)	(54)	16:45.2	4:30.8	8:22.6	5:12.2
95 ADAM STELLARD	7	5441	CLOVERLEAF	-	16:47.0	4:32.6	8:23.5	5:12.7
96 MATTHEW BAUMILLER	7	5396	BUCKEYE	-	16:56.8	4:42.4	8:28.4	5:15.8
97 JUSTIN NOBLE	7	5568	STRONGSVILLE	-	17:22.9	5:08.5	8:41.4	5:23.9
98 AIDEN RENNICK	7	5526	OLMSTED FALLS	-	17:27.4	5:13.0	8:43.7	5:25.3
99 WILL SEACRIST	8	5405	BUCKEYE	-	17:34.2	5:19.8	8:47.1	5:27.4
100 ALEX BEAL	7	5468	HIGHLAND (7)	(55)	17:37.3	5:22.9	8:48.6	5:28.4
101 WILL HACH	7	5319	A.I. ROOT	-	17:45.8	5:31.4	8:52.9	5:31.0
102 MATTHEW EBERLING	8	5458	GREENBRIAR	-	17:49.2	5:34.8	8:54.6	5:32.0
103 MATT SNELL	7	5569	STRONGSVILLE	-	17:50.6	5:36.2	8:55.3	5:32.5
104 JACOB FORD	7	5341	ASHLAND	-	18:18.9	6:04.5	9:09.4	5:41.3
105 JAMES DONNELLY	6	5534	OPEN DOOR	-	18:26.0	6:11.6	9:13.0	5:43.5
106 WILLIAM SOPKO	7	5388	BRUNS. SOUTH	-	18:38.6	6:24.2	9:19.3	5:47.4
107 JOSH LEATHERMAN	7	5437	CLOVERLEAF	-	18:47.7	6:33.3	9:23.8	5:50.2
108 ANDREW VASEL	8	5444	CLOVERLEAF	-	18:58.9	6:44.5	9:29.4	5:53.7
109 CONNOR KENNEDY	7	5345	ASHLAND	-	19:04.3	6:49.9	9:32.1	5:55.4
110 CARSON PONCZOCHA	7	5584	WESTWOOD	-	19:48.3	7:33.9	9:54.1	6:09.0
111 GEORGE KERG	7	5520	OLMSTED FALLS	-	20:48.9	8:34.5	10:24.4	6:27.8
112 ETHAN SCHREMBECK	7	5541	PARMA SHILOH	-	22:05.6	9:51.2	11:02.8	6:51.7